

WP-1807 Locomotive by OTB Patterns

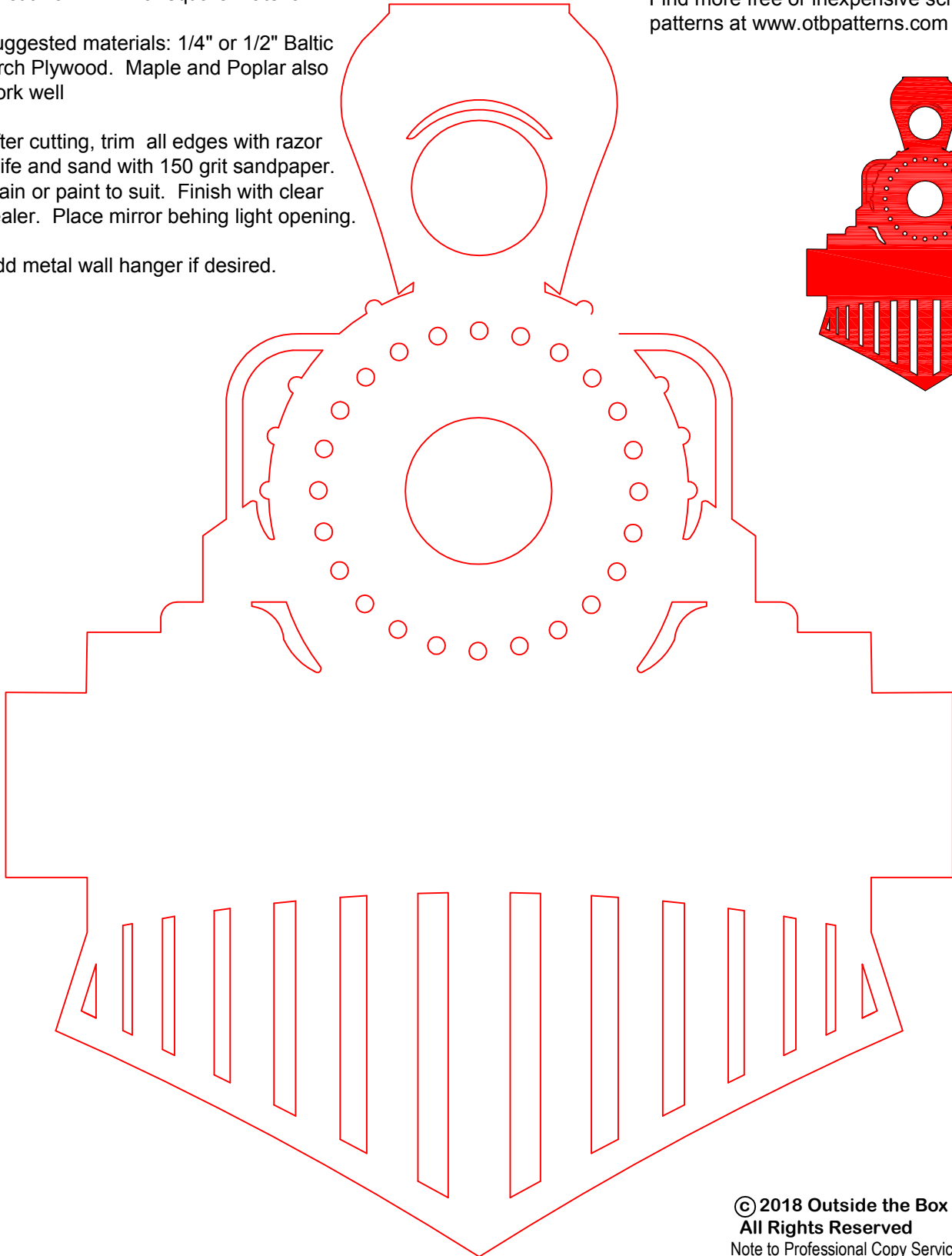

This is a simple symmetrical pattern that can be cut from 7" X 10" square material.

Suggested materials: 1/4" or 1/2" Baltic Birch Plywood. Maple and Poplar also work well

After cutting, trim all edges with razor knife and sand with 150 grit sandpaper. Stain or paint to suit. Finish with clear sealer. Place mirror behind light opening.

Add metal wall hanger if desired.


Find more free or inexpensive scroll saw patterns at www.otbpatterns.com



© 2018 Outside the Box Patterns
All Rights Reserved

Note to Professional Copy Services - The copyright owner grants you permission to make copies for the purchaser of this pattern who states the copies are for personal use.

WP-1807 Locomotive by OTB Patterns



Use layout below to personalize locomotive, or create your own. Use "stencil font" or similar for creating the lettering. Size your font to fit within the rectangle below.

I LOVE TRAINS

TRAIN ROOM

BILLY'S ROOM

© 2018 Outside the Box Patterns
All Rights Reserved

Note to Professional Copy Services - The copyright owner grants you permission to make copies for the purchaser of this pattern who states the copies are for personal use.